










Annual Health Checks for young people with a learning disability aged 14 and above


	<p>This information is for young people aged 14 and above to help find out if they have a learning disability.</p> <p>This will be done by answering a few questions.</p>
	<p>The answers will then be shared with the GP.</p> <p>The GP will then decide if the person will be added to the learning disability register.</p>
	<p>This will mean that the young person will be able to have a health check every year.</p>
  	<p>What does 'learning disability' mean?</p> <p>A person is likely to have a learning disability if they:</p> <ul style="list-style-type: none"> • struggle to understand new or difficult information • struggle to learn new skills • find it difficult to do things on their own. <p>These difficulties would have started when they were young and have continued as they have got older.</p> <p>The following questions help to decide if you or your family member may have a learning disability.</p>

Please answer the following questions. If the answer to question 1 is 'yes' you may not have a learning disability.






1. Are you studying for GCSE exams or have GCSE's?


 Yes	 No
<input data-bbox="400 772 667 1066" type="text"/>	<input data-bbox="667 772 930 1066" type="text"/>

 I don't know
<input data-bbox="1136 772 1426 1066" type="text"/>






2. Are you able to understand what people are saying?


 Yes	 Sometimes	 No
<input data-bbox="146 1715 405 2013" type="text"/>	<input data-bbox="405 1715 673 2013" type="text"/>	<input data-bbox="673 1715 933 2013" type="text"/>

 I don't know
<input data-bbox="1144 1715 1434 2013" type="text"/>






3. Are you able to tell people what you want by making your own choices?


 Yes	 Sometimes	 No

 I don't know



4. Do you find it easy to talk to people you have just met or join in a chat?




 Yes	 Sometimes	 No


 I don't know



5. Are you able to do these things on your own:

- wash and get dressed
- tie your shoelaces
- cook a simple meal?




 Yes	 Sometimes	 No


 I don't know



6. Are you able to do these things by yourself:




- travel on the bus or train
- understand and use money
- go shopping?


 Yes	 Sometimes	 No

 I don't know






7. Are you able to read or write?


 Yes	 Sometimes	 No

 I don't know





8. Can you tell the time?


 Yes	 Sometimes	 No

 I don't know



9. Do you or did you have an Education, Health and Care (EHC) Plan?




 Yes	 No
<input data-bbox="277 725 544 1028" type="text"/>	<input data-bbox="544 725 810 1028" type="text"/>


 I don't know
<input data-bbox="1007 725 1315 1028" type="text"/>



10. Have the following words been used to describe your needs:

- Severe learning difficulty
- Down syndrome
- Global developmental delay – a person who finds it difficult to learn to walk, talk, make friends

 Yes	 Sometimes	 No
<input data-bbox="145 1818 411 2119" type="text"/>	<input data-bbox="411 1818 678 2119" type="text"/>	<input data-bbox="678 1818 944 2119" type="text"/>


 I don't know
<input data-bbox="1139 1818 1447 2119" type="text"/>



What happens when a person is found to have a learning disability?

Once a person is found to have a learning disability their name will be added to the learning disability register. This register is kept with the GP.

A person with a learning disability can join the learning disability register from the age of 14.



Important things to know about Learning Disability Health Checks:

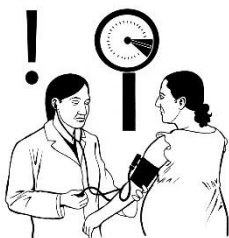
Once their name is on the register, they will be asked to have a health check every year. The health check will take place at the GP surgery.

They will also be offered a 'black book'. This is a health record book which will include health action plans and appointments.



A person with a learning disability does not need to be ill to have a health check.

A person with a learning disability is **more** at risk of poor health and becoming ill.



A check up every year will show if the person's health is getting worse. They can then be given the right care to get better.



The learning disability health check will help a person to stay healthy and well.