

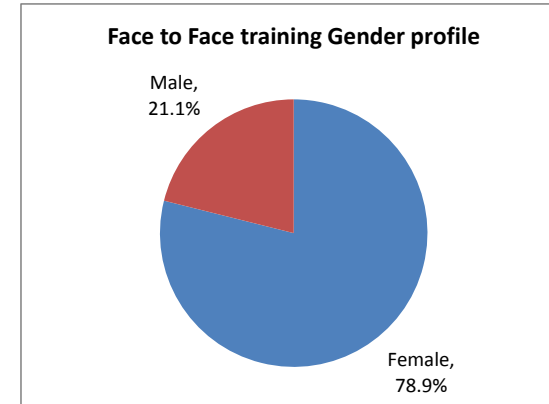
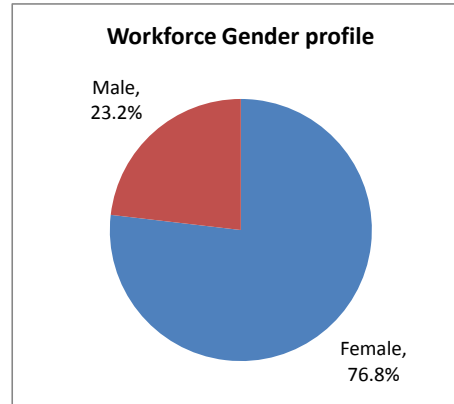
Comparison between Face to Face Training and Workforce Profile
1 April 2016-31 March 2017



Gender

Female
Male

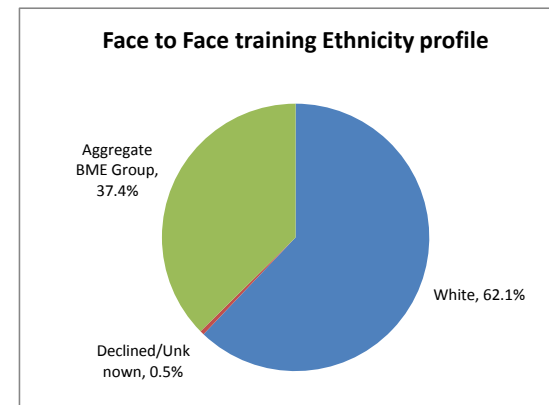
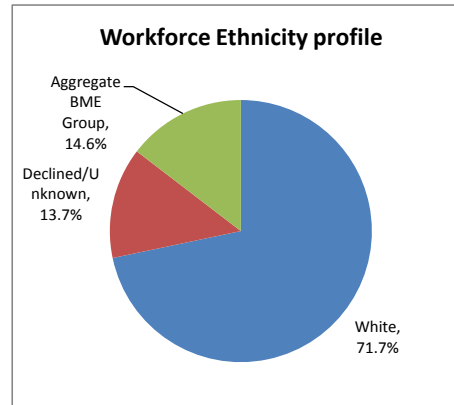
	Workforce	Face to Face Training
Female	76.8%	78.9%
Male	23.2%	21.1%



Ethnicity

White
Declined/Unknown
Aggregate BME Group

	Workforce	Face to Face Training
White	71.7%	62.1%
Declined/Unknown	13.7%	0.5%
Aggregate BME Group	14.6%	37.4%



Disability

Declaring
Declining/Unknown

	Workforce	Face to Face Training
Declaring	97.1%	99.3%
Declining/Unknown	2.9%	0.7%

