


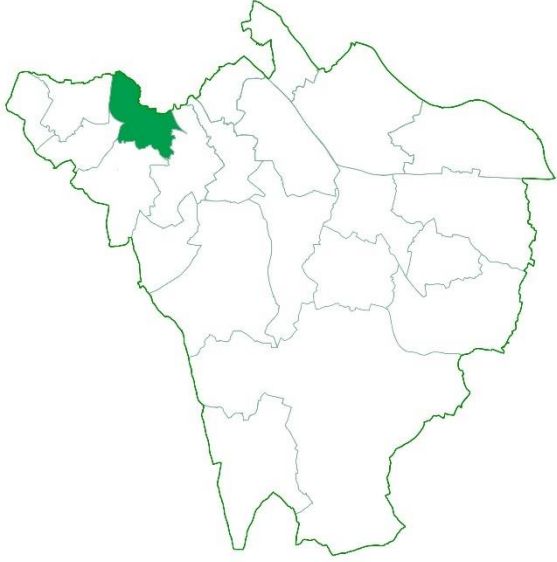










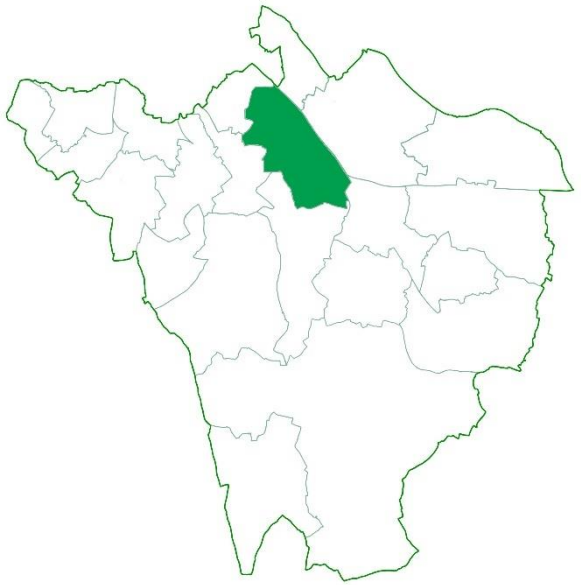







Childcare Sufficiency Ward Data










London Borough of Bromley










June 2023


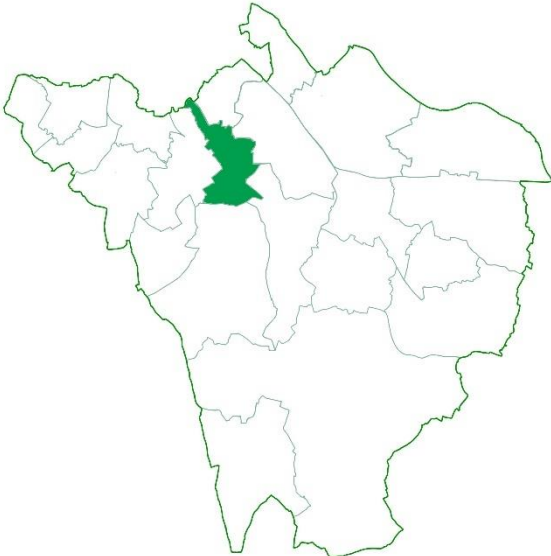


















	Beckenham Town & Copers Cope				
	Child population aged 0-2 years 2021-2022	655			
	Child population aged 3-4 years 2021-2022	394			
	Child population aged 5-14 years 2021-2022	1515	Total child population for this ward is 2,564 for the academic year 2021-2022.		
	Childcare Places In Preschools, Day Nurseries and Childminders	444↑	This ward has seen an increase in available 0-4-year-old childcare places since the last assessment. There are no academy nursery classes in this ward. Sufficiency may be impacted if all the planned new homes are developed.		
	The total number of providers	Childminders 5	Preschools 5	Day Nurseries 2	
Ratio	Ratio of childcare places to children	Population 0-4 years 1049	Registered places 444	Childcare ratio 0.42	
	Quality Outstanding, Good and Not yet Inspection	100%	This is an area where the quality of childcare on offer to parents is high.		
	New homes being developed 2020 - 2025	353			
	Is this a priority area for additional provision?	Not yet			


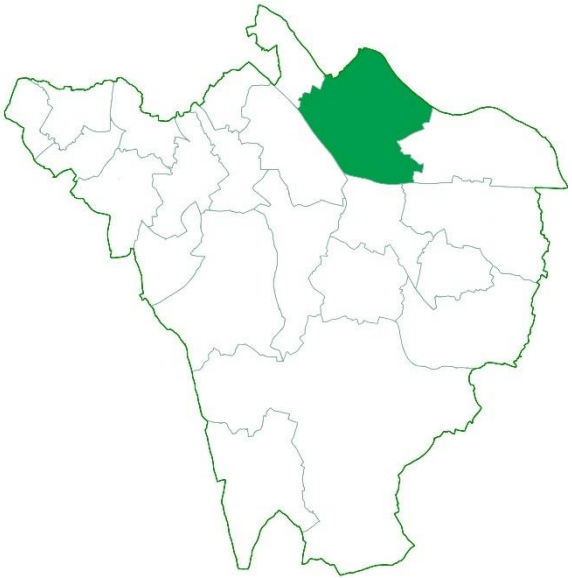







	Bickley & Sundridge							
	Child population aged 0-2 years 2021-2022	553				Total child population for this ward is 3,037 for the academic year 2021-2022.		
	Child population aged 3-4 years 2021-2022	367						
	Child population aged 5-14 years 2021-2022	2117						
	Childcare Places In Preschools, Day Nurseries and Childminders	611↑	This ward has seen an increase in available 0–4-year-old childcare places since the last assessment. There are no academy nurseries in this ward.					
	The total number of providers	Childminders 16	Preschools 7	Day Nurseries 4				
Ratio	Ratio of childcare places to children	Population 0-4 years 920	Registered places 611	Childcare ratio 0.66				
	Quality Outstanding, Good and Not yet Inspection	100%	This is an area where the quality of childcare on offer to parents is high.					
	New homes being developed 2020 - 2025		89					
	Is this a priority area for additional provision?		No					


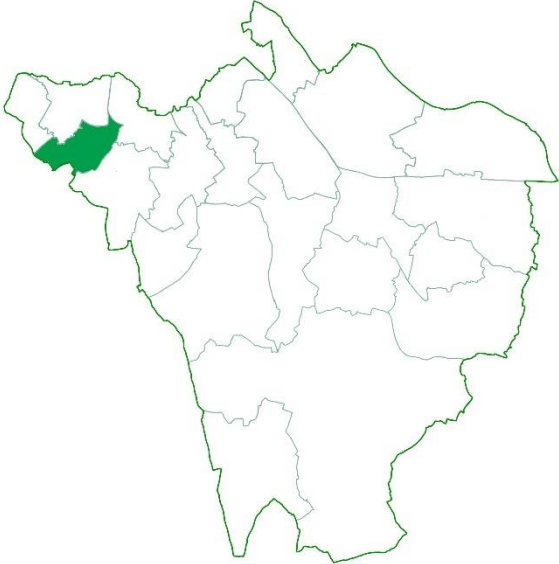







	Biggin Hill				
	Child population aged 0-2 years 2021-2022	295	Total child population for this ward is 1,704 for the academic year 2021-2022.		
	Child population aged 3-4 years 2021-2022	215			
	Child population aged 5-14 years 2021-2022	1194			
	Childcare Places In Preschools, Day Nurseries and Childminders	217↑	This ward has seen an increase in available 0–4-year-old childcare places since the last assessment. However, Biggin Hill school report that they are oversubscribed with a waiting list for places. There is also one new provider registered to provide places from Sept 23, included in the figures.		
	The total number of providers	Childminders 11	Preschools 4	Day Nurseries 1	
Ratio	Ratio of childcare places to children	Population 0-4 years 510	Registered places 217	Childcare ratio 0.42	
	Quality Outstanding, Good and Not yet Inspection	93%	This is an area where the quality of childcare on offer to parents is high, with only one provider below good.		
	New homes being developed 2020 - 2025	53			
	Is this a priority area for additional provision?	Yes			


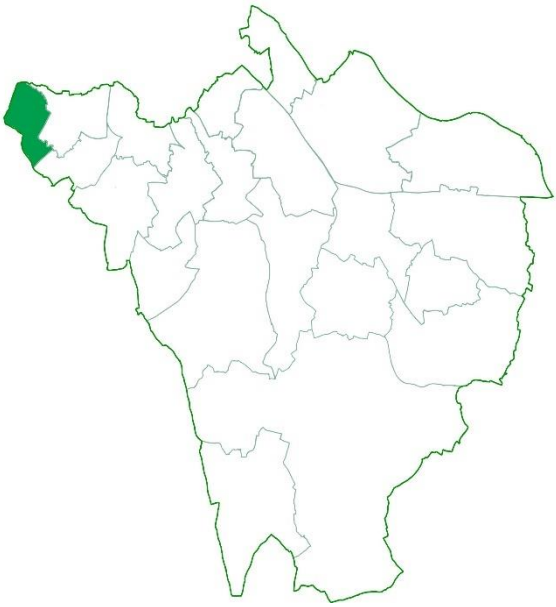







	Bromley Common and Holwood				
	Child population aged 0-2 years 2021-2022	736			
	Child population aged 3-4 years 2021-2022	521			
	Child population aged 5-14 years 2021-2022	2390	Total child population for this ward is 3,647 for the academic year 2021-2022.		
	Childcare Places In Preschools, Day Nurseries and Childminders	713↑	This ward has seen an increase in available 0–4-year-old childcare places since the last assessment. One day nursery has recently opened, (figures included) and one further day nursery is registering with Ofsted which will provide an additional 48 places once registration has completed.		
	The total number of providers	Childminders 30	Preschools 9	Day Nurseries 3	
Ratio	Ratio of childcare places to children	Population 0-4 years 1257	Registered places 665	Childcare ratio 0.56	
	Quality Outstanding, Good and Not yet Inspection	100%	This is an area where the quality of childcare on offer to parents is high.		
	New homes being developed 2020 - 2025		33		
Is this a priority area for additional provision?		No			










	Bromley Town				
	Child population aged 0-2 years 2021-2022	591	Total child population for this ward is 2,842 for the academic year 2021-2022.		
	Child population aged 3-4 years 2021-2022	411			
	Child population aged 5-14 years 2021-2022	1840			
	Childcare Places In Preschools, Day Nurseries and Childminders	614↑	This ward has seen an increase in available 0–4-year-old childcare places since the last assessment. Sufficiency may be impacted if all the planned new homes are developed. One pre-school closed this year within a private school in this ward.		
	The total number of providers	Childminders 12	Preschools 5	Day Nurseries 6	
Ratio	Ratio of childcare places to children	Population 0-4 years 1002	Registered places 614	Childcare ratio 0.61	
	Quality Outstanding, Good and Not yet Inspection	100%	This is an area where the quality of childcare on offer to parents is high.		
	New homes being developed 2020 - 2025	485			
	Is this a priority area for additional provision?	No			










	Chelsfield				
	Child population aged 0-2 years 2021-2022	346	Total child population for this ward is 2,218 for the academic year 2021-2022.		
	Child population aged 3-4 years 2021-2022	272			
	Child population aged 5-14 years 2021-2022	1600			
	Childcare Places In Preschools, Day Nurseries and Childminders	492↑	This ward has seen an increase in available 0–4-year-old childcare places since the last assessment.		
	The total number of providers	Childminders 15	Preschools 5	Day Nurseries 2	
Ratio	Ratio of childcare places to children	Population 0-4 years 618	Registered places 492	Childcare ratio 0.79	
	Quality Outstanding, Good and Not yet Inspection	91%	This is an area where the quality of childcare on offer to parents is high.		
	New homes being developed 2020 - 2025	48			
	Is this a priority area for additional provision?	No			










	Chislehurst				
	Child population aged 0-2 years 2021-2022	481			
	Child population aged 3-4 years 2021-2022	331			
	Child population aged 5-14 years 2021-2022	1828	Total child population for this ward is 2,640 for the academic year 2021-2022.		
	Childcare Places In Preschools, Day Nurseries and Childminders	501↓	This ward has seen a decrease in available 0–4-year-old childcare places since the last assessment.		
	The total number of providers	Childminders 15	Preschools 8	Day Nurseries 2	
Ratio	Ratio of childcare places to children	Population 0-4 years 812	Registered places 501	Childcare ratio 0.61	
	Quality Outstanding, Good and Not yet Inspection	100%	This is an area where the quality of childcare on offer to parents is high.		
	New homes being developed 2020 - 2025	87			
	Is this a priority area for additional provision?	No			










	Clockhouse				
	Child population aged 0-2 years 2021-2022	774	Total child population for this ward is 3,384 for the academic year 2021-2022.		
	Child population aged 3-4 years 2021-2022	475			
	Child population aged 5-14 years 2021-2022	2135			
	Childcare Places In Preschools, Day Nurseries and Childminders	800↑	This ward has seen an increase in available 0–4-year-old childcare places since the last assessment.		
	The total number of providers	Childminders 45	Preschools 3	Day Nurseries 8	
Ratio	Ratio of childcare places to children	Population 0-4 years 1249	Registered places 800	Childcare ratio 0.64	
	Quality Outstanding, Good and Not yet Inspection	98%	This is an area where the quality of childcare on offer to parents is high.		
	New homes being developed 2020 - 2025	85			
	Is this a priority area for additional provision?	No			


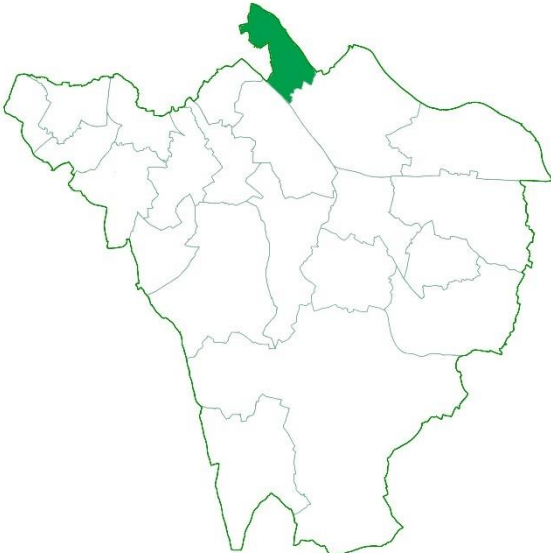







	Crystal Palace & Anerley				
	Child population aged 0-2 years 2021-2022	585	Total child population for this ward is 2,021 for the academic year 2020-2021.		
	Child population aged 3-4 years 2021-2022	284			
	Child population aged 5-14 years 2021-2022	1152			
	Childcare Places In Preschools, Day Nurseries and Childminders	203↑	This ward has seen an increase in available 0-4-year-old childcare places since the last assessment. There is a shortage of halls to hire for use as a pre-school in the area. New homes will increase demand.		
	The total number of providers	Childminders 8	Preschools 1	Day Nurseries 3	
Ratio	Ratio of childcare places to children	Population 0-4 years 869	Registered places 203	Childcare ratio 0.23	
	Quality Outstanding, Good and Not yet Inspection	92%	The quality of childcare on offer to parents is very high.		
	New homes being developed 2020 - 2025	163			
	Is this a priority area for additional provision?	Yes			










	Darwin				
	Child population aged 0-2 years 2021-2022	109	Total child population for this ward is 838 for the academic year 2021-2022.		
	Child population aged 3-4 years 2021-2022	87			
	Child population aged 5-14 years 2021-2022	642			
	Childcare Places In Preschools, Day Nurseries and Childminders	22↑	This ward has limited childcare places available, with the only school nursery class closing in July 22, there is a pre-school in the process of registering for Sept 23. There is a slight increase in available 0-4-year-old childcare places since the last assessment. There is a low childcare ratio, but there is limited concern over sufficient places in this ward, as demand for local childcare appears low.		
	The total number of providers	Childminders 3	Preschools 0	Day Nurseries 0	
Ratio	Ratio of childcare places to children	Population 0-4 years 196	Registered places 22	Childcare ratio 0.11	
	Quality Outstanding, Good and Not yet Inspection	100%	The quality of childcare on offer to parents is high.		
	New homes being developed 2020 - 2025	24			
	Is this a priority area for additional provision?	Not yet			


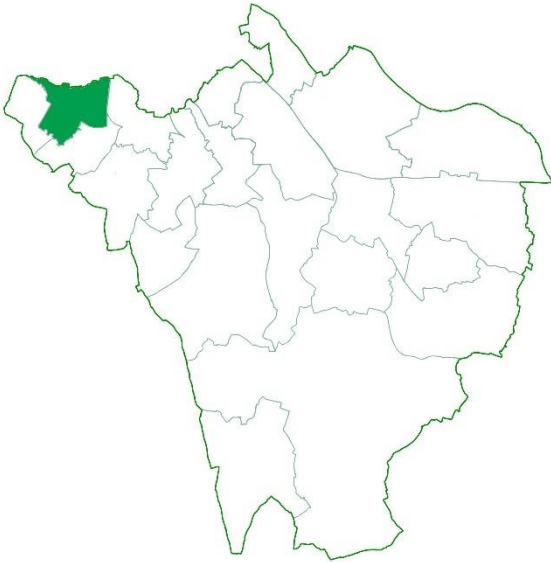







	Farnborough & Crofton				
	Child population aged 0-2 years 2021-2022	406	Total child population for this ward is 3,083 for the academic year 2021-2022.		
	Child population aged 3-4 years 2021-2022	352			
	Child population aged 5-14 years 2021-2022	2325			
	Childcare Places In Preschools, Day Nurseries and Childminders	479↑	This ward has seen an increase in available 0–4-year-old childcare places since the last assessment.		
	The total number of providers	Childminders 33	Preschools 5	Day Nurseries 2	
Ratio	Ratio of childcare places to children	Population 0-4 years 758	Registered places 479	Childcare ratio 0.63	
	Quality Outstanding, Good and Not yet Inspection	100%	The quality of childcare on offer to parents is high.		
	New homes being developed 2020 - 2025		43		
	Is this a priority area for additional provision?		No		










	Hayes & Coney Hall				
	Child population aged 0-2 years 2021-2022	321	Total child population for this ward is 2,677 for the academic year 2021-2022.		
	Child population aged 3-4 years 2021-2022	255			
	Child population aged 5-14 years 2021-2022	2101			
	Childcare Places In Preschools, Day Nurseries and Childminders	522↓	This ward has seen a decrease in available 0–4-year-old childcare places since the last assessment. There are no academy places in this ward.		
	The total number of providers	Childminders 25	Preschools 6	Day Nurseries 2	
Ratio	Ratio of childcare places to children	Population 0-4 years 576	Registered places 522	Childcare ratio 0.90	
	Quality Outstanding, Good and Not yet Inspection	100%	The quality of childcare on offer to parents is high.		
	New homes being developed 2020 - 2025	97			
	Is this a priority area for additional provision?	No			


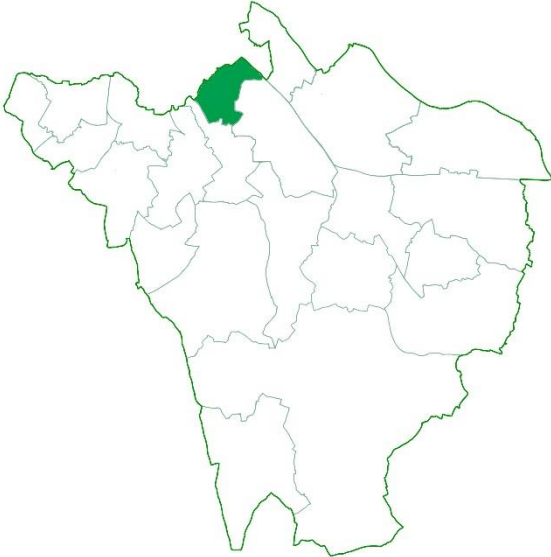







	Kelsey & Eden Park				
	Child population aged 0-2 years 2021-2022	465			
	Child population aged 3-4 years 2021-2022	333			
	Child population aged 5-14 years 2021-2022	2071	Total child population for this ward is 2,869 for the academic year 2021-2022.		
	Childcare Places In Preschools, Day Nurseries and Childminders	376↓	This ward has seen a decrease in available 0–4-year-old childcare places since the last assessment. There are no academy places in this ward. With the development of new homes in this ward there is a sufficiency concern.		
	The total number of providers	Childminders 20	Preschools 4	Day Nurseries 3	
Ratio	Ratio of childcare places to children	Population 0-4 years 798	Registered places 376	Childcare ratio 0.47	
	Quality Outstanding, Good and Not yet Inspection	100%	The quality of childcare on offer to parents is very high.		
	New homes being developed 2020 - 2025		510		
	Is this a priority area for additional provision?		Yes		


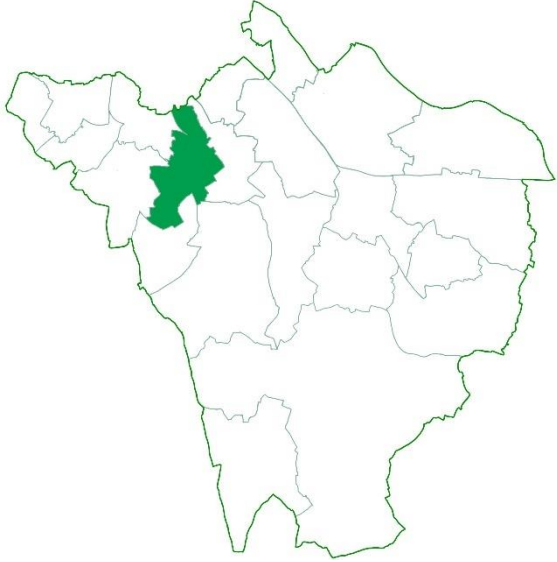







	Mottingham				
	Child population aged 0-2 years 2021-2022	434			
	Child population aged 3-4 years 2021-2022	305			
	Child population aged 5-14 years 2021-2022	1740	Total child population for this ward is 2,479 for the academic year 2021-2022.		
	Childcare Places In Preschools, Day Nurseries and Childminders	292↑	This ward has seen an increase in available 0–4-year-old childcare places since the last assessment. There are some concerns over a shortage of places in this ward, however some families access childcare in other wards and in neighbouring boroughs.		
	The total number of providers	Childminders 15	Preschools 3	Day Nurseries 2	
Ratio	Ratio of childcare places to children	Population 0-4 years 737	Registered places 292	Childcare ratio 0.39	
	Quality Outstanding, Good and Not yet Inspection	100%	The quality of childcare on offer to parents is very high.		
	New homes being developed 2020 - 2025	24			
	Is this a priority area for additional provision?	Yes			










	Orpington				
	Child population aged 0-2 years 2021-2022	432	Total child population for this ward is 2,273 for the academic year 2021-2022.		
	Child population aged 3-4 years 2021-2022	311			
	Child population aged 5-14 years 2021-2022	1539			
	Childcare Places In Preschools, Day Nurseries and Childminders	120↑	This ward has seen an increase in available 0–4-year-old childcare places since the last assessment. There are no academy places in this ward. There is a shortage of childcare places in this ward. Pressure on places will increase if the planned new homes are developed.		
	The total number of providers	Childminders 6	Preschools 2	Day Nurseries 0	
Ratio	Ratio of childcare places to children	Population 0-4 years 743	Registered places 120	Childcare ratio 0.16	
	Quality Outstanding, Good and Not yet Inspection	100%	The quality of childcare on offer to parents is high.		
	New homes being developed 2020 - 2025		183		
	Is this a priority area for additional provision?		Yes		


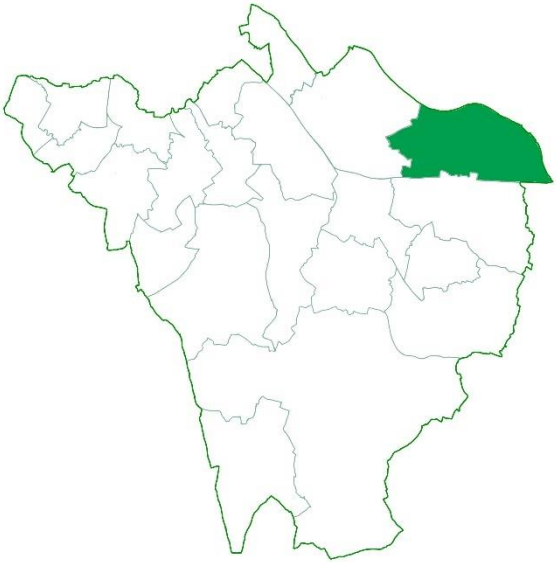







	Penge & Cator				
	Child population aged 0-2 years 2021-2022	867	Total child population for this ward is 2,273 for the academic year 2021-2022.		
	Child population aged 3-4 years 2021-2022	311			
	Child population aged 5-14 years 2021-2022	1539			
	Childcare Places In Preschools, Day Nurseries and Childminders	803↑	This ward has seen an increase in available 0–4-year-old childcare places since the last assessment. We have seen an increase in provision in this ward since the last assessment. There may be a shortage of places as the planned new homes are developed.		
	The total number of providers	Childminders 15	Preschools 11	Day Nurseries 8	
Ratio	Ratio of childcare places to children	Population 0-4 years 1178	Registered places 803	Childcare ratio 0.68	
	Quality Outstanding, Good and Not yet Inspection	97%	The quality of childcare on offer to parents is very high.		
	New homes being developed 2020 - 2025		121		
	Is this a priority area for additional provision?		Not yet		










	Petts Wood & Knoll				
	Child population aged 0-2 years 2021-2022	543			
	Child population aged 3-4 years 2021-2022	459			
	Child population aged 5-14 years 2021-2022	2126	Total child population for this ward is 3,111 for the academic year 2021-2022.		
	Childcare Places In Preschools, Day Nurseries and Childminders	769↑	This ward has seen an increase in available 0-4-year-old childcare places since the last assessment, with an increase in pre-school provision.		
	The total number of providers	Childminders 24	Preschools 11	Day Nurseries 4	
Ratio	Ratio of childcare places to children	Population 0-4 years 1002	Registered places 769	Childcare ratio 0.76	
	Quality Outstanding, Good and Not yet Inspection	97%	The quality of childcare on offer to parents is very high.		
	New homes being developed 2020 - 2025	44			
	Is this a priority area for additional provision?	No			

	Plaistow				
	Child population aged 0-2 years 2021-2022	478			
	Child population aged 3-4 years 2021-2022	303			
	Child population aged 5-14 years 2021-2022	1689	Total child population for this ward is 2,470 for the academic year 2021-2022.		
	Childcare Places In Preschools, Day Nurseries and Childminders	544↓	This ward has seen a decrease in available 0–4-year-old childcare places since the last assessment.		
	The total number of providers	Childminders 19	Preschools 4	Day Nurseries 4	
Ratio	Ratio of childcare places to children	Population 0-4 years 781	Registered places 544	Childcare ratio 0.69	
	Quality Outstanding, Good and Not yet Inspection	92%	The quality of childcare on offer to parents is at a good level.		
	New homes being developed 2020 - 2025	41			
	Is this a priority area for additional provision?	No			

	Shortlands & Park Langley				
	Child population aged 0-2 years 2021-2022	507			
	Child population aged 3-4 years 2021-2022	428			
	Child population aged 5-14 years 2021-2022	2111	Total child population for this ward is 3,046 for the academic year 2021-2022.		
	Childcare Places In Preschools, Day Nurseries and Childminders	374↓	This ward has seen a decrease in available 0–4-year-old childcare places since the last assessment. The childcare ratio is low in this area.		
	The total number of providers	Childminders 14	Preschools 4	Day Nurseries 3	
Ratio	Ratio of childcare places to children	Population 0-4 years 935	Registered places 374	Childcare ratio 0.40	
	Quality Outstanding, Good and Not yet Inspection	100%	The quality of childcare on offer to parents is at a good level.		
	New homes being developed 2020 - 2025	28			
	Is this a priority area for additional provision?	Yes			

	St Mary Cray						
	Child population aged 0-2 years 2021-2022	704					
	Child population aged 3-4 years 2021-2022	522					
	Child population aged 5-14 years 2021-2022	2514				Total child population for this ward is 3,740 for the academic year 2021-2022.	
	Childcare Places In Preschools, Day Nurseries and Childminders	447↑				This ward has seen an increase in available 0–4-year-old childcare places since the last assessment. The volume of pre-school provision is high in this ward.	
	The total number of providers	Childminders 18	Preschools 7	Day Nurseries 1			
Ratio	Ratio of childcare places to children	Population 0-4 years 1226	Registered places 447	Childcare ratio 0.36			
	Quality Outstanding, Good and Not yet Inspection	96%	This is an area where the quality of childcare on offer to parents is high.				
	New homes being developed 2020 - 2025	71					
	Is this a priority area for additional provision?	No					

	St Paul Cray				
	Child population aged 0-2 years 2021-2022	698			
	Child population aged 3-4 years 2021-2022	517			
	Child population aged 5-14 years 2021-2022	2579	Total child population for this ward is 3,794 for the academic year 2021-2022.		
	Childcare Places In Preschools, Day Nurseries and Childminders	502↓	This ward has seen a decrease in available 0–4-year-old childcare places since the last assessment, due to the ward boundary changes.		
	The total number of providers	Childminders 17	Preschools 4	Day Nurseries 4	
Ratio	Ratio of childcare places to children	Population 0-4 years 1215	Registered places 502	Childcare ratio 0.41	
	Quality Outstanding, Good and Not yet Inspection	91%	This is an area where the quality of childcare on offer to parents is high.		
	New homes being developed 2020 - 2025	35			
	Is this a priority area for additional provision?	No			

	West Wickham				
	Child population aged 0-2 years 2021-2021	373	Total child population for this ward is 2,533 for the academic year 2021-2022.		
	Child population aged 3-4 years 2021-2022	280			
	Child population aged 5-14 years 2021-2022	1880			
	Childcare Places In Preschools, Day Nurseries and Childminders	580↑			
	The total number of providers	Childminders 25	Preschools 7	Day Nurseries 2	
Ratio	Ratio of childcare places to children	Population 0-4 years 653	Registered places 580	Childcare ratio 0.88	
	Quality Outstanding, Good and Not yet Inspection	100%	The quality of childcare on offer to parents is at a good level.		
	New homes being developed 2020 - 2025	48			
	Is this a priority area for additional provision?	No			