













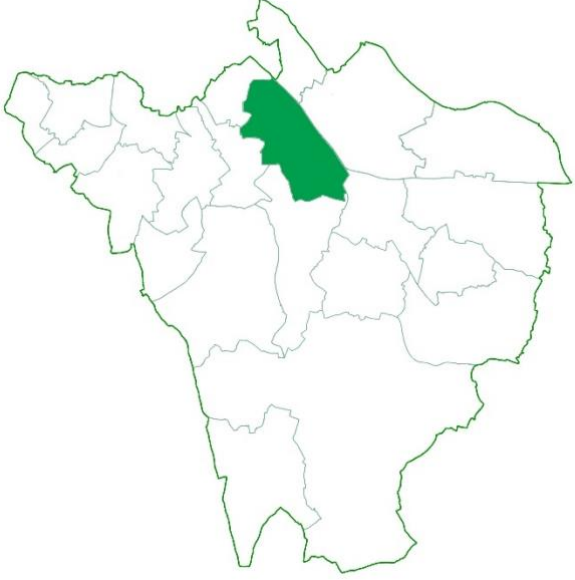







Childcare Sufficiency Ward Data










London Borough of Bromley










July 2024


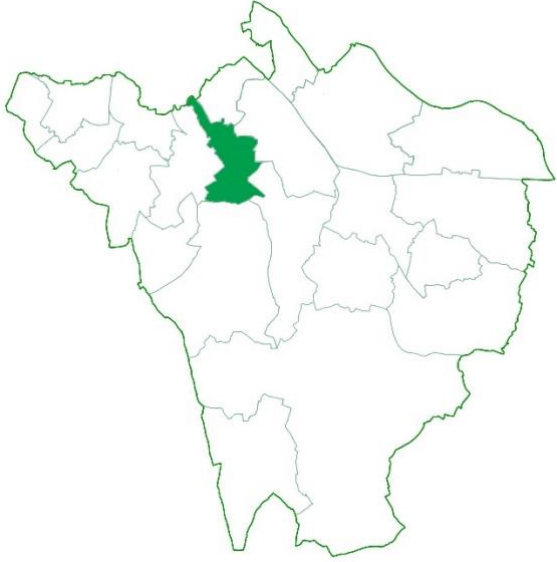


















	<h2>Beckenham Town & Copers Cope</h2>				
	<p>Child population aged 0-2 years 2023-2024</p>	<p>587 (578 in 24-25)</p>	<p>Total child population for this ward is 2,492 for the academic year 2023-2024. With an estimated population for 2024-2025 of 2467 children, a slight decrease.</p>		
	<p>Child population aged 3-4 years 2023-2024</p>	<p>327 (336 in 24-25)</p>			
	<p>Child population aged 5-14 years 2023-2024</p>	<p>1578 (1553 in 24-25)</p>			
	<p>Childcare Places In Preschools, Day Nurseries and Childminders</p>	<p>438↓</p>	<p>This ward has seen a slight decrease in available 0-4-year-old childcare places since the last assessment. There are no academy nursery classes in this ward. Sufficiency may be impacted if all the planned new homes are developed.</p>		
	<p>The total number of providers</p>	<p>Childminders 4</p>	<p>Preschools 5</p>	<p>Day Nurseries 4</p>	
<p>Ratio</p>	<p>Ratio of childcare places to children</p>	<p>Population 0-4 years 914</p>	<p>Registered places 438</p>	<p>Childcare ratio 0.47</p>	
	<p>Quality Outstanding, Good and Not yet Inspection</p>	<p>100%</p>	<p>This is an area where the quality of childcare on offer to parents is high.</p>		
	<p>New homes being developed 2020 - 2025</p>	<p>353</p>			
<p>Is this a priority area for additional provision?</p>		<p>Not yet</p>			


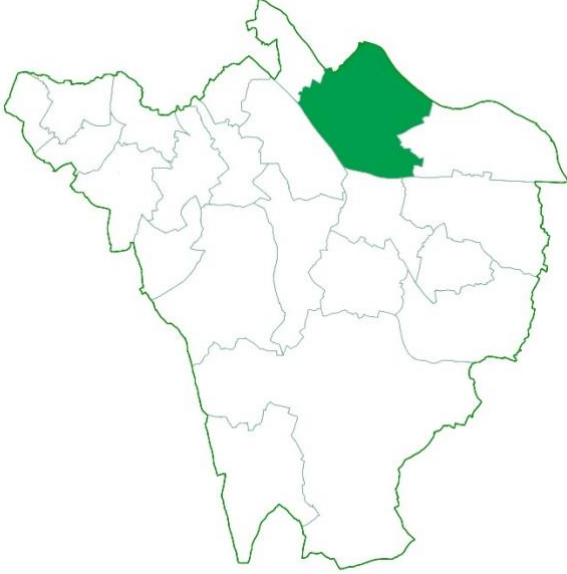







	Bickley & Sundridge							
	Child population aged 0-2 years 2023-2024	540 (532 in 24-25)				Total child population for this ward is 3,134 for the academic year 2023-2024. With an estimated population for 2024-2025 of 3098, a slight decrease.		
	Child population aged 3-4 years 2023-2024	388 (379 in 24-25)						
	Child population aged 5-14 years 2023-2024	2206 (2188 in 24-25)						
	Childcare Places In Preschools, Day Nurseries and Childminders	617	This ward has stayed the same in available 0–4-year-old childcare places since the last assessment. There are no academy nurseries in this ward.					
	The total number of providers	Childminders 16	Preschools 7	Day Nurseries 4				
Ratio	Ratio of childcare places to children	Population 0-4 years 928	Registered places 617	Childcare ratio 0.66				
	Quality Outstanding, Good and Not yet Inspection	100%	This is an area where the quality of childcare on offer to parents is high.					
	New homes being developed 2020 - 2025		89					
	Is this a priority area for additional provision?		No					


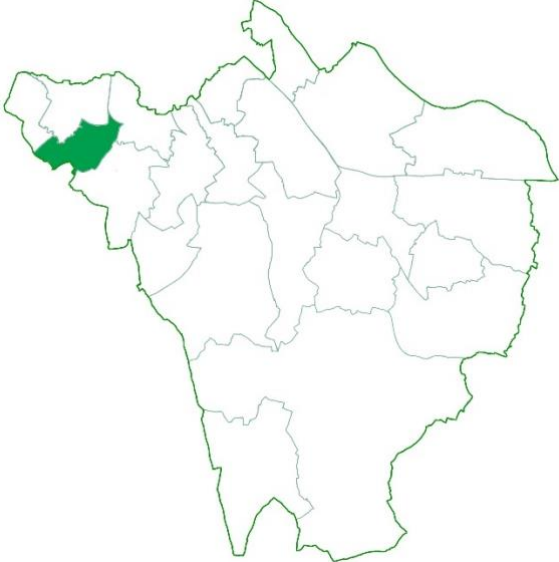







	Biggin Hill				
	Child population aged 0-2 years 2023-2024	303 (288 in 24-25)			
	Child population aged 3-4 years 2023-2024	207 (209 in 24-25)			
	Child population aged 5-14 years 2023-2024	1278 (1250 in 24-25)	Total child population for this ward is 1,788 for the academic year 2023-2024. With an estimated population for 2024-2025 of 1747, a slight decrease.		
	Childcare Places In Preschools, Day Nurseries and Childminders	185↓	This ward has seen a decrease in available 0–4-year-old childcare places since the last assessment due to a new provider not completing registration. However, Biggin Hill school report that they are increasing places from Sept 24.		
	The total number of providers	Childminders 11	Preschools 3	Day Nurseries 1	
Ratio	Ratio of childcare places to children	Population 0-4 years 510	Registered places 185	Childcare ratio 0.36	
	Quality Outstanding, Good and Not yet Inspection	100%	This is an area where the quality of childcare on offer to parents is high.		
	New homes being developed 2020 - 2025	53			
	Is this a priority area for additional provision?	Yes			










	Bromley Common & Holwood							
	Child population aged 0-2 years 2023-2024	672 (661 in 24-25)				Total child population for this ward is 3,669 for the academic year 2023-2024. With an estimated population for 2024-2025 of 3,638, a slight decrease.		
	Child population aged 3-4 years 2023-2024	461 (454 in 24-25)						
	Child population aged 5-14 years 2023-2024	2536 (2523 in 24-25)						
	Childcare Places In Preschools, Day Nurseries and Childminders	741↑	This ward has seen an increase in available 0–4-year-old childcare places since the last assessment.					
	The total number of providers	Childminders 32	Preschools 10	Day Nurseries 3				
Ratio	Ratio of childcare places to children	Population 0-4 years 1133	Registered places 741	Childcare ratio 0.65				
	Quality Outstanding, Good and Not yet Inspection	100%	This is an area where the quality of childcare on offer to parents is high.					
	New homes being developed 2020 - 2025		33					
Is this a priority area for additional provision?		No						










	Bromley Town							
	Child population aged 0-2 years 2023-2024	556 (548 in 24-25)						
	Child population aged 3-4 years 2023-2024	359 (375 in 24-25)						
	Child population aged 5-14 years 2023-2024	1815 (1818 in 24-25)				Total child population for this ward is 2,730 for the academic year 2023-2024. With an estimated population for 2024-2025 of 2,741, a slight increase.		
	Childcare Places In Preschools, Day Nurseries and Childminders	635↑	This ward has seen an increase in available 0–4-year-old childcare places since the last assessment. Sufficiency may be impacted if all the planned new homes are developed. One new pre-school is due to open.					
	The total number of providers	Childminders 13	Preschools 6	Day Nurseries 5				
Ratio	Ratio of childcare places to children	Population 0-4 years 915	Registered places 635	Childcare ratio 0.69				
	Quality Outstanding, Good and Not yet Inspection	100%	This is an area where the quality of childcare on offer to parents is high.					
	New homes being developed 2020 - 2025	485						
	Is this a priority area for additional provision?	No						









	Chelsfield				
	Child population aged 0-2 years 2023-2024	322 (323 in 24-25)			
	Child population aged 3-4 years 2023-2024	252 (237 in 24-25)			
	Child population aged 5-14 years 2023-2024	1600 (1513 in 24-25)	Total child population for this ward is 2,174 for the academic year 2023-2024. With an estimated population for 2024-2025 of 2,037, a slight decrease.		
	Childcare Places In Preschools, Day Nurseries and Childminders	517↑	This ward has seen an increase in available 0–4-year-old childcare places since the last assessment.		
	The total number of providers	Childminders 16	Preschools 5	Day Nurseries 2	
Ratio	Ratio of childcare places to children	Population 0-4 years 574	Registered places 517	Childcare ratio 0.90	
	Quality Outstanding, Good and Not yet Inspection	100%	This is an area where the quality of childcare on offer to parents is high.		
	New homes being developed 2020 - 2025	48			
	Is this a priority area for additional provision?	No			

	Chislehurst				
	Child population aged 0-2 years 2023-2024	469 (457 in 24-25)			
	Child population aged 3-4 years 2023-2024	352 (343 in 24-25)			
	Child population aged 5-14 years 2023-2024	1926 (1945 in 24-25)	Total child population for this ward is 2,747 for the academic year 2023-2024. With an estimated population for 2024-2025 of 2,745, a slight decrease.		
	Childcare Places In Preschools, Day Nurseries and Childminders	481 ↓	This ward has seen a decrease in available 0–4-year-old childcare places since the last assessment. One of the pre-schools is becoming a day nursery in 24-25 to offer year round places.		
	The total number of providers	Childminders 14	Preschools 8	Day Nurseries 2	
Ratio	Ratio of childcare places to children	Population 0-4 years 821	Registered places 481	Childcare ratio 0.58	
	Quality Outstanding, Good and Not yet Inspection	100%	This is an area where the quality of childcare on offer to parents is high.		
	New homes being developed 2020 - 2025	87			
	Is this a priority area for additional provision?	No			

	Clockhouse				
	Child population aged 0-2 years 2023-2024	715 (690 in 24-25)			
	Child population aged 3-4 years 2023-2024	474 (462 in 24-25)			
	Child population aged 5-14 years 2023-2024	2138 (2102 in 24-25)	Total child population for this ward is 3,327 for the academic year 2023-2024. With an estimated population for 2024-2025 of 3,234, a slight decrease.		
	Childcare Places In Preschools, Day Nurseries and Childminders	755↓	This ward has seen a decrease in available 0–4-year-old childcare places since the last assessment. One day nursery will be increasing capacity over the coming year.		
	The total number of providers	Childminders 41	Preschools 3	Day Nurseries 6	
Ratio	Ratio of childcare places to children	Population 0-4 years 1189	Registered places 755	Childcare ratio 0.63	
	Quality Outstanding, Good and Not yet Inspection	98%	This is an area where the quality of childcare on offer to parents is high.		
	New homes being developed 2020 - 2025	85			
	Is this a priority area for additional provision?	No			

	Crystal Palace & Anerley							
	Child population aged 0-2 years 2023-2024	490 (465 in 24-25)						
	Child population aged 3-4 years 2023-2024	317 (309 in 24-25)						
	Child population aged 5-14 years 2023-2024	1154 (1166 in 24-25)				Total child population for this ward is 1,961 for the academic year 2023-2024. With an estimated population for 2024-2025 of 1,940, a slight decrease.		
	Childcare Places In Preschools, Day Nurseries and Childminders	198↓	This ward has seen a decrease in available 0-4-year-old childcare places since the last assessment. There is a shortage of halls to hire for use as a pre-school in the area. New homes will increase demand.					
	The total number of providers	Childminders 7	Preschools 1	Day Nurseries 3				
Ratio	Ratio of childcare places to children	Population 0-4 years 807	Registered places 198	Childcare ratio 0.24				
	Quality Outstanding, Good and Not yet Inspection	100%	The quality of childcare on offer to parents is very high.					
	New homes being developed 2020 - 2025		163					
	Is this a priority area for additional provision?		Yes					

	Darwin				
	Child population aged 0-2 years 2023-2024	125 (124 in 24-25)			
	Child population aged 3-4 years 2023-2024	84 (82 in 24-25)			
	Child population aged 5-14 years 2023-2024	641 (630 in 24-25)	Total child population for this ward is 850 for the academic year 2023-2024. With an estimated population for 2024-2025 of 836, a slight decrease.		
	Childcare Places In Preschools, Day Nurseries and Childminders	54↑	This ward has limited childcare places available, with the only one pre-school open. There is an increase in available 0-4-year-old childcare places since the last assessment. There is a low childcare ratio, but there is limited concern over sufficient places in this ward, as demand for local childcare appears low.		
	The total number of providers	Childminders 3	Preschools 1	Day Nurseries 0	
Ratio	Ratio of childcare places to children	Population 0-4 years 209	Registered places 54	Childcare ratio 0.26	
	Quality Outstanding, Good and Not yet Inspection	100%	The quality of childcare on offer to parents is high.		
	New homes being developed 2020 - 2025		24		
Is this a priority area for additional provision?		Not yet			

	Farnborough & Crofton				
	Child population aged 0-2 years 2023-2024	440 (446 in 24-25)			
	Child population aged 3-4 years 2023-2024	344 (350 in 24-25)			
	Child population aged 5-14 years 2023-2024	2409 (2400 in 24-25)	Total child population for this ward is 3,168 for the academic year 2023-2024. With an estimated population for 2024-2025 of 3,192, a slight increase.		
	Childcare Places In Preschools, Day Nurseries and Childminders	427↓	This ward has seen a decrease in available 0–4-year-old childcare places since the last assessment. One pre-school in this ward has closed due to falling numbers. This should be replaced by a new day nursery in the coming months.		
	The total number of providers	Childminders 31	Preschools 4	Day Nurseries 2	
Ratio	Ratio of childcare places to children	Population 0-4 years 784	Registered places 427	Childcare ratio 0.55	
 Quality Outstanding, Good and Not yet Inspection	100%	The quality of childcare on offer to parents is high.			
	New homes being developed 2020 - 2025	43			



Is this a priority area for additional provision?

No



Hayes & Coney Hall



Child population aged 0-2 years 2023-2024

383
(367 in 24-25)



Child population aged 3-4 years 2023-2024

276
(296 in 24-25)



Child population aged 5-14 years 2023-2024

2172
(2109 in 24-25)

Total child population for this ward is 2,831 for the academic year 2023-2024. With an estimated population for 2024-2025 of 2,742, a slight decrease.



Childcare Places
In Preschools, Day Nurseries and Childminders

481↓

This ward has seen a decrease in available 0–4-year-old childcare places since the last assessment. There are no academy places in this ward. One pre-school has closed in this ward.



The total number of providers

Childminders
22

Preschools
5

Day Nurseries
2

Ratio

Ratio of childcare places to children

Population 0-4 years
659

Registered places
481

Childcare ratio
0.73












Quality
Outstanding, Good and Not yet Inspection








100%



The quality of childcare on offer to parents is high.







	New homes being developed 2020 - 2025	97
	Is this a priority area for additional provision?	No




	Kelsey & Eden Park				
	Child population aged 0-2 years 2023-2024	424 (430 in 24-25)	<p>Total child population for this ward is 2,824 for the academic year 2023-2024. With an estimated population for 2024-2025 of 2,779, a slight decrease.</p> <p>This ward has seen an increase in available 0–4-year-old childcare places since the last assessment. There are no academy places in this ward. We have one new day nursery in this ward.</p>		
	Child population aged 3-4 years 2023-2024	338 (319 in 24-25)			
	Child population aged 5-14 years 2023- 2024	2063 (2030 in 24-25)			
	Childcare Places In Preschools, Day Nurseries and Childminders	486↑			
	The total number of providers	Childminders 15			
Ratio	Ratio of childcare places to children	Population 0- 4 years 762	Registered places 486	Childcare ratio 0.64	






	Quality Outstanding, Good and Not yet Inspection	100%	The quality of childcare on offer to parents is very high.
	New homes being developed 2020 - 2025	510	
	Is this a priority area for additional provision?	No	





	Mottingham			
	Child population aged 0-2 years 2023-2024	424 (408 in 24-25)		
	Child population aged 3-4 years 2023-2024	285 (292 in 24-25)		
	Child population aged 5-14 years 2023-2024	1597 (1568 in 24-25)	Total child population for this ward is 2,306 for the academic year 2023-2024. With an estimated population for 2024-2025 of 2,268, a slight decrease.	
	Childcare Places In Preschools, Day Nurseries and Childminders	328↑	This ward has seen an increase in available 0–4-year-old childcare places since the last assessment. There are some concerns over a shortage of places in this ward, however some families access childcare in other wards and in neighbouring boroughs.	
	The total number of providers	Childminders 17	Preschools 3	Day Nurseries 2


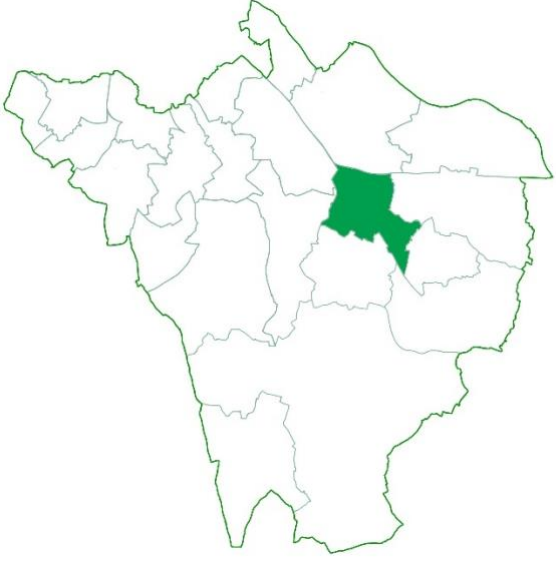


Ratio	Ratio of childcare places to children	Population 0-4 years 709	Registered places 328	Childcare ratio 0.46
	Quality Outstanding, Good and Not yet Inspection	100%	The quality of childcare on offer to parents is very high.	
	New homes being developed 2020 - 2025	24		
	Is this a priority area for additional provision?	Not Yet		






	Orpington			
	Child population aged 0-2 years 2023-2024	405 (425 in 24-25)		
	Child population aged 3-4 years 2023-2024	295 (268 in 24-25)		
	Child population aged 5-14 years 2023-2024	1523 (1525 in 24-25)		Total child population for this ward is 2,223 for the academic year 2023-2024. With an estimated population for 2024-2025 of 2,218, a slight decrease.
	Childcare Places In Preschools, Day Nurseries and Childminders	1321 ↑		This ward has seen an increase in available 0–4-year-old childcare places since the last assessment. There are no academy places in this ward. There is a shortage of childcare places in this ward. Pressure on places will increase if the planned new homes are developed.



	The total number of providers	Childminders 8	Preschools 2	Day Nurseries 0
Ratio	Ratio of childcare places to children	Population 0-4 years 700	Registered places 132	Childcare ratio 0.18
	Quality Outstanding, Good and Not yet Inspection	100%	The quality of childcare on offer to parents is high.	
	New homes being developed 2020 - 2025	183		
	Is this a priority area for additional provision?	Yes		








	Penge & Cator		
	Child population aged 0-2 years 2023-2024	798 (776 in 24-25)	
	Child population aged 3-4 years 2023-2024	494 (484 in 24-25)	
	Child population aged 5-14 years 2023-2024	2190 (2163 in 24-25)	










	Childcare Places In Preschools, Day Nurseries and Childminders	770 ↓	This ward has seen a decrease in available 0–4-year-old childcare places since the last assessment. One provider has been judged Inadequate in this ward.	
	The total number of providers	Childminders 14	Preschools 10	Day Nurseries 8
Ratio	Ratio of childcare places to children	Population 0-4 years 1292	Registered places 770	Childcare ratio 0.60
	Quality Outstanding, Good and Not yet Inspection	95%	The quality of childcare on offer to parents is very high.	
	New homes being developed 2020 - 2025		121	
	Is this a priority area for additional provision?		Not yet	










	Petts Wood & Knoll		
	Child population aged 0-2 years 2023-2024	562 (560 in 24-25)	
	Child population aged 3-4 years 2023-2024	459 (416 in 24-25)	










	Child population aged 5-14 years 2023-2024	2329 (2335 in 24-25)	Total child population for this ward is 3,351 for the academic year 2023-2024. With an estimated population for 2024-2025 of 3,312, a slight decrease.	
	Childcare Places In Preschools, Day Nurseries and Childminders	751 ↓	This ward has seen a decrease in available 0-4-year-old childcare places since the last assessment. two pre-schools have closed in this ward, and one day nursery has opened.	
	The total number of providers	Childminders 21	Preschools 10	Day Nurseries 6
Ratio	Ratio of childcare places to children	Population 0-4 years 1021	Registered places 751	Childcare ratio 0.73
	Quality Outstanding, Good and Not yet Inspection	97%	The quality of childcare on offer to parents is very high.	
	New homes being developed 2020 - 2025	44		
	Is this a priority area for additional provision?	No		










	Plaistow		
	Child population aged 0-2 years 2023-2024	430 (423 in 24-25)	

	<p>Child population aged 3-4 years 2023-2024</p>	<p>336 (316 in 24-25)</p>			
	<p>Child population aged 5-14 years 2023-2024</p>	<p>1736 (1707 in 24-25)</p>	<p>Total child population for this ward is 2,502 for the academic year 2023-2024. With an estimated population for 2024-2025 of 2,446, a slight decrease.</p>		
	<p>Childcare Places In Preschools, Day Nurseries and Childminders</p>	<p>545↑</p>	<p>This ward has seen an increase in available 0–4-year-old childcare places since the last assessment. One pre-school has closed in this ward, and one will be open for the autumn term.</p>		
	<p>The total number of providers</p>	<p>Childminders 19</p>	<p>Preschools 4</p>	<p>Day Nurseries 4</p>	
<p>Ratio</p>	<p>Ratio of childcare places to children</p>	<p>Population 0-4 years 766</p>	<p>Registered places 545</p>	<p>Childcare ratio 0.71</p>	
	<p>Quality Outstanding, Good and Not yet Inspection</p>	<p>100%</p>	<p>The quality of childcare on offer to parents is at a good level.</p>		
	<p>New homes being developed 2020 - 2025</p>	<p>41</p>			
	<p>Is this a priority area for additional provision?</p>	<p>No</p>			

	Shortlands & Park Langley				
	Child population aged 0-2 years 2023-2024	520 (493 in 24-25)			
	Child population aged 3-4 years 2023-2024	423 (416 in 24-25)			
	Child population aged 5-14 years 2023-2024	2150 (2140 IN 24-25)	Total child population for this ward is 3,093 for the academic year 2023-2024. With an estimated population for 2024-2025 of 3,049, a slight decrease.		
	Childcare Places In Preschools, Day Nurseries and Childminders	368↓	This ward has seen a decrease in available 0–4-year-old childcare places since the last assessment. The childcare ratio is low in this area.		
	The total number of providers	Childminders 14	Preschools 4	Day Nurseries 3	
Ratio	Ratio of childcare places to children	Population 0-4 years 943	Registered places 368	Childcare ratio 0.39	
	Quality Outstanding, Good and Not yet Inspection	100%	The quality of childcare on offer to parents is at a good level.		
	New homes being developed 2020 - 2025	28			
	Is this a priority area for additional provision?	Yes			

	St Mary Cray				
	Child population aged 0-2 years 2023-2024	704 (678 in 24-25)			
	Child population aged 3-4 years 2023-2024	481 (482 in 24-25)			
	Child population aged 5-14 years 2023-2024	2370 (2340 in 24-25)	Total child population for this ward is 3,555 for the academic year 2023-2024. With an estimated population for 2024-2025 of 3,500, a slight decrease.		
	Childcare Places In Preschools, Day Nurseries and Childminders	405↓	This ward has seen a decrease in available 0–4-year-old childcare places since the last assessment. The volume of pre-school provision is high in this ward.		
	The total number of providers	Childminders 17	Preschools 7	Day Nurseries 1	
Ratio	Ratio of childcare places to children	Population 0-4 years 1185	Registered places 405	Childcare ratio 0.34	
	Quality Outstanding, Good and Not yet Inspection	100%	This is an area where the quality of childcare on offer to parents is high.		
	New homes being developed 2020 - 2025	71			
	Is this a priority area for additional provision?	No			

	St Paul Cray							
	Child population aged 0-2 years 2023-2024	687 (672 in 24-25)						
	Child population aged 3-4 years 2023-2024	488 (458 in 24-25)						
	Child population aged 5-14 years 2023-2024	2496 (2474 in 24-25)				Total child population for this ward is 3,671 for the academic year 2023-2024. With an estimated population for 2024-2025 of 3,500, a slight decrease.		
	Childcare Places In Preschools, Day Nurseries and Childminders	550↑	This ward has seen an increase in available 0–4-year-old childcare places since the last assessment, due to the ward boundary changes.					
	The total number of providers	Childminders 16	Preschools 4	Day Nurseries 4				
Ratio	Ratio of childcare places to children	Population 0-4 years 1175	Registered places 550	Childcare ratio 0.47				
	Quality Outstanding, Good and Not yet Inspection	100%	This is an area where the quality of childcare on offer to parents is high.					
	New homes being developed 2020 - 2025	35						
	Is this a priority area for additional provision?	No						

	West Wickham				
	Child population aged 0-2 years 2023-2024	341 (340 in 24-25)			
	Child population aged 3-4 years 2023-2024	282 (274 in 24-25)			
	Child population aged 5-14 years 2023-2024	1805 (1793 in 24-25)	Total child population for this ward is 2,428 for the academic year 2023-2024. With an estimated population for 2024-2025 of 2,407, a slight decrease.		
	Childcare Places In Preschools, Day Nurseries and Childminders	480↓	This ward has seen an increase in available 0–4-year-old childcare places since the last assessment, due to ward boundary changes. There are no academy places in this ward.		
	The total number of providers	Childminders 22	Preschools 6	Day Nurseries 3	
Ratio	Ratio of childcare places to children	Population 0-4 years 623	Registered places 480	Childcare ratio 0.77	
	Quality Outstanding, Good and Not yet Inspection	100%	The quality of childcare on offer to parents is at a good level.		
	New homes being developed 2020 - 2025	48			
	Is this a priority area for additional provision?	No			